



LASER HELMET 352

Unveil Your Hair Regrowth

Laser Hair Growth System

App-Controlled Smart Helmet

USER MANUAL



2.4.01.01.165601R

Welcome

Thanks for choosing our Laser Hair Growth System.

In order to get a better effect, we suggest you:

Please read through the User Manual before using and keeping this User Manual.

If you have any problems using the device please contact our customer service.

| Customer Service: | Mailing Address: |
|--|------------------|
| Phone: +86-27-87646661 Email: info@yjtlascure.com | |

Manufacturer: Hubei YJT Technology Co., Ltd

Address: Room 1-4, 8F, Block 7, Guannan Fuxing Pharmcel Park
No.58, Optics Valley Avenue, East Lake High-Tech Development
Zone Wuhan, Hubei CN 430074

Contents

| | |
|--|----|
| 1. Safety Precautions..... | 1 |
| 1.1 Warnings and Precautions..... | 1 |
| 1.2 Contraindications..... | 3 |
| 1.3 EMC Statements..... | 3 |
| 2. Indications For Use..... | 4 |
| 3. Product Introduction..... | 4 |
| 3.1 Package Contents..... | 4 |
| 3.2 Product Components..... | 5 |
| 4. How It Works..... | 6 |
| 4.1 How Does Helmet Work..... | 6 |
| 4.2 What To Expect..... | 6 |
| 5. How To Use..... | 7 |
| 5.1 Preparing Yourself..... | 7 |
| 5.2 Operation..... | 8 |
| 5.3 Treatment Toggle..... | 9 |
| 6. Aftercare..... | 10 |
| 6.1 Maintenance..... | 10 |
| 6.2 Troubleshooting..... | 11 |
| 6.3 Status Indicators..... | 12 |
| 6.4. Power & Charging Management..... | 12 |
| 6.5 Safety Protection & Audible Alerts | 13 |
| 7. Other Information..... | 14 |
| 7.1 Technical Specifications..... | 14 |
| 7.2 Disposal..... | 15 |
| 7.3 Warranty..... | 15 |
| 8. Relevant Symbol and Explanation..... | 15 |
| Annex II: Manufacturer's EMC Statement..... | 16 |

Safety Precautions

Please first read these safety precautions and then follow the user manual to operate. The section is to ensure the operation of product is correct and safe, to prevent users or other people from personal injuries or property damage, and please make sure to follow them.

1.1 Warnings and Precautions

- ◆ Do not stare directly at the laser light or its reflection in a minor because it can temporarily irritate your eyes. If you stare at the light for too long, it could harm your eyes. Also never use optical instruments like magnifiers or microscopes when using the device because it can cause temporary irritation to your eyes.
- ◆ Laser light avoids direct eye exposure.
- ◆ Keep the device out of the reach of children.
- ◆ Discontinue use of the device if scalp itching or tingling occurs and lasts more than one hour after completion of a treatment session. If the problem continues for more than one hour after treatment, discontinue usage and consult with a physician.
- ◆ Do not get the device or adapter wet. This may result in an electrical shock.
- ◆ Do not drop the device in water because you may get an electrical shock. If the Laser Helmet gets damaged by water, contact Customer Service in time.

- ◆ Never use the device while sitting in the bathtub or swimming pool. Doing otherwise could result in a serious danger resulting in an electrical shock, injury, or even death.
- ◆ Do not use the device when your hair is wet from showering, swimming or bathing. Towel dries your hair before use. Wet hair may result in electrical shock or prevent the laser light from being delivered to the scalp.
- ◆ Do not use the device near any heated surfaces because this could cause the device not to work properly and may cause an electrical shock. If your device does not work, contact Customer Service in time.
- ◆ Do not operate the device if it has a damaged cable, or helmet. If you notice any damage to the above, contact Customer Service in time.
- ◆ Always unplug the device from the power prior to cleaning the device. Failure to do so may result in an electrical hazard that may cause harm or injury.
- ◆ Do not modify this equipment without authorization of the manufacturer.
- ◆ The device is single-user only. Do not use on multiple users.
- ◆ When the product is in continuous operation, the temperature of the applied part (laser device) will rise, but no more than 46 degree Celsius. Once you feel hot or any discomfort, please turn it off and wait until it cools down.

1.2 Contraindications

Laser Hair Growth System is contraindicated in the following situations:

- ◆ DO NOT use the device if you are taking medications or if you have any medical condition which makes your skin sensitive to sun or light.
- ◆ DO NOT use the device if you have sensitive skin or if you are allergic to this specific wavelength of light (645-660nm). Sensitive skin or an allergic reaction can result in an itchy sensation of the scalp or sunburn like redness. If these occur, seek medical care from a physician.
- ◆ DO NOT use if you suffer from severe diseases such as cancer, hematological disease, severe diabetes, heart disease.
- ◆ DO NOT use the device if you suffer from scalp injury.
- ◆ DO NOT use if you are pregnant, menstrual period or nursing (lactating).
- ◆ The device should not be used by or on children under 18 years of age.
- ◆ The device cannot be used within one month after perm.

1.3 EMC Statements

- ◆ Laser Hair Growth System conforms to EMC requirements.
- ◆ User shall install and use in accordance with EMC information described in attached materials.
- ◆ Portable and mobile RF communication equipment may affect the performance of the device, so please avoid strong electromagnetic interference when using, such as microwave.
- ◆ Manual and manufacturer's statement details are in the end of the article (Annex II).

Indications For Use

Laser Hair Growth System is indicated to promote hair growth in males with androgenic alopecia who have Norwood-Hamilton classifications of IIa-V or females with androgenic alopecia who have Ludwig-Savin Classifications of I-II and both with Skin Phototypes I-IV.

Product Introduction

Laser Hair Growth System is a dome-shaped low level laser therapy (LLLT) device designed to promote hair growth in women and men by exposing the entire scalp to the photobiostimulation.

3.1 Package Contents

When you open the gift box of Laser Hair Growth System, you'll find it contains the following components:

- ◆ Laser Helmet *1
- ◆ Adapter *1
- ◆ User Manual *1
- ◆ Carry Bag * 1
- ◆ Operation Guide * 1

3.2 Product Components



Laser Helmet



user manual



operation guide



Carry Bag



Adapter+Cable

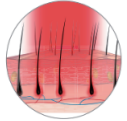
Adapter+Charging cable

- 1)Laser Helmet 352: the device with 352 lasers to make treatments
- 2)Power Adapter: for charging

How It Works

4.1 How Laser Hair Growth System Work

Laser Hair Growth System works by providing laser energy to stimulate hair follicles. For optimal results, the laser must not be blocked by the hair and must have an unobstructed to the scalp.



4.2 What To Expect

The Laser Helmet should be used 3 times per week, spaced out every other day (e.g., Monday, Wednesday, Friday) for a recommended daily treatment time of 12 minutes.

Continue this routine for a consistent 16-week period. To maintain your desired results and support long-term hair health, it is recommended to continue periodic treatments thereafter.

How To Use

Before operation, please note the following:



◆ Laser Hair Growth System has been tested and passed the international standard to ensure its outputs are safe for your eyes. But you still should not stare at the laser lights directly.

5.1 Preparing Yourself

You should identify your hair loss classification and skin type classification before using Laser Hair Growth System.

1) Classifications Male or Female


Laser Hair Growth System can be used by men and women with thinning hair (Including color treated) or pattern baldness caused by a hereditary condition. Doctors use a system known as the Norwood Hamilton Classification (men) and the Ludwig-Savin Classification (women) to describe the degree of hair loss. Below are the pictures of the scales. The blue shaded areas show the type of hair loss that can be treated with the Laser Helmet.

| | |
|--|---|
| Applicable: IIa~ V Hamilton Scale for <u>MEN</u> |  |
| Applicable: I-II Ludwig Scale for <u>WOMEN</u> |  |

2) Fitzpatrick Skin Types

Step 1: Determine your skin type with the Fitzpatrick scale

Compare your skin tone (type) to the chart below. Laser Hair Growth System is intended to promote hair growth in males and females who have skin type 1, 2, 3 and 4.



Step 2: Hair loss classification

◆ Laser Hair Growth System is designed to effectively treat hair loss in males with hair loss classification level IIa, III, IIIa, III-vertex, IV, IVa and V.

◆ Laser Hair Growth System is designed to effectively treat hair loss in females with hair loss classification level I-1, I-2, I-3, I-4, II-1 and II-2.

5.2 Operation

The Laser Helmet 352 is a low-level laser therapy product for hair care and scalp health care. It supports dual control modes: Physical Button Control and Bluetooth App Remote Control. The device allows users to choose irradiation zones and laser output modes. It features comprehensive status indicators, power management, and safety protection functions designed for daily scalp care and hair health maintenance.

5.2.1 Operating Instructions (Non-app controlled)

5.2.1.1 Powering On/Off

◆ To turn On: Press and hold the "Power" button for 2 seconds. The device will start in Continuous Mode by default, with the laser irradiation zone set to "Full Scalp."

◆ To turn Off: While the device is on, press and hold the "Power" button for 2 seconds. Alternatively, the device will automatically shut down after 3 minutes of inactivity in a paused or stopped state.

5.3 Treatment Toggle

◆ Activating the Laser:

With the device powered on, short-press the power button again to activate the laser mode. Equipped with a smart sensor, the device ensures the laser engages only once the helmet is correctly positioned on your head. Upon successful activation, the blue indicator light on top of the helmet will illuminate.



◆ A single treatment session is fixed at 12 minutes. Once the session is complete, the device will stop automatically and emit an audible alert.

Aftercare

6.1 Maintenance

Thoroughly Cleaning

◆ Keep your Laser Hair Growth System clean.

◆ Turn off the laser helmet by pressing and holding on/off button until the controller turns off.

◆ Clean the surface of the laser helmet with a medicinal alcohol wipe or slightly moistened cloth. Do not use any acetone or solvents.

◆ Use a soft cloth dipped in ethy alcohol (75%) to scrub the whole device and the exposure time is not less than 1 minute.

◆ Visual inspection: After cleaning, there are no dirt particles on the surface of the helmet.

Storage

◆ Keep the laser helmet dry. Never submerge the device or any of its parts in water as if may lead to an electrocution risk.

◆ To avoid breakage or missing device and its parts, please store them in the gift box after each use.

◆ Clean the device before you store it and store it in a safe and protective place.

6.2 Troubleshooting

If you experience any problem with Laser Hair Growth System, please refer to below information to try to resolve it:

| Issue | Potential Solution |
|---------------------------------------|---|
| Device not found or connection failed | Ensure the phone is within 10 meters of the device. Verify the device is powered on/charged. Restart Bluetooth and the App. |
| "Network Exception" or "Timeout" | Check your phone's internet connection. Move closer to your router if the signal is weak. |

Note: If the above steps fail, the device may have a hardware fault. Please contact after-sales customer service.

| Problem | Solution |
|---|---|
| Your laser helmet will not turn on | ◆ Make sure your laser helmet has enough batteries. |
| Your laser helmet is turning off during use | ◆ Make sure your laser helmet has enough batteries. |
| Your laser helmet is not lighting up | ◆ Contact Customer Service to determine if you need to be shipped a replacement unit. |

If you still have problems with your Laser Helmet, please contact Customer Service.

6.3 Status Indicators

| Indicator Type | Location | Status Description |
|----------------|--------------------|---|
| Bluetooth | Left (Blue) | Constant: Connected; Flashing: Disconnected |
| Operation | Center (White) | Constant: Treatment active; Off: Treatment stopped |
| Battery | Right (Dual-color) | Constant: Treatment active; Off: Treatment stopped Standard: Yellow flashing (<10%); Yellow constant (10%-40%); Green constant (40%-100%). |
| Marquee Light | Interior | Synchronized with active treatment; off when stopped. |

6.4. Power & Charging Management

◆ **Charging:** Connect the standard charger; the battery indicator will flash green. Charging stops automatically when the battery is full.

◆ **Power Detection:** The device monitors battery levels in real-time. When not charging, it enters a low-power mode upon shutdown to conserve energy.

6.5 Safety Protection & Audible Alerts

1). Overheat Protection

- ◆ >50°C: High-temperature alarm (Double beeps every 1 second).
- ◆ >55°C: Forced shutdown for safety.
- ◆ <48°C: Alarm clears automatically.

2). Audible Alert Reference


| Event | Alert Sound |
|--------------------|---|
| Valid Button Press | Alert Sound |
| Session Complete | 5 "Beeps" (1s interval) |
| Auto Shutdown | 3 "Beeps" (1s interval) |
| Low Battery | Rapid "Beeps" (300ms interval) |
| High Temperature | Continuous double "Beeps" (1s interval) |

Other Information

7.1 Technical Specifications

| Product Name | Laser Hair Growth System |
|--------------------------------------|---|
| Common name | Laser hair growth system |
| Model | Laser helmet 352 |
| Laser Wavelength | 650nm |
| Number of Light Diodes (5mW) | 352 |
| Treatment time | 12 minutes |
| Type of Light | Low Level Laser Therapy (LLLT) |
| Laser Power for Classification | <5mW, Laser Class 3R |
| Power Adapter | Model:LXCP12X-050200DH (AC100-240V), 50/60Hz, 0.5A Max DC5V, 2A |
| Input | 100-240V |
| Battery Capacity | 18650 battery , 4000mAh (Lithium-ion battery) |
| Operating Environment Temperature | 10°C~30°C (50°F~86°F) |
| Operating Environment Humidity | 15%~90% |
| Operating Environment Pressure | 70kPa~106kPa |
| Storage & Transportation Temperature | -10°C~60°C (14°F~140°F) |
| Storage & Transportation Humidity | 15%~93% |
| Electrical Safety Classification | Class II, Type BF, IP22 |
| Life Time | 5 Years |








7.2 Disposal

 DO NOT throw away the device with normal household waste at the end of its life, but hand it in to an official collection point for recycling (Contact your local town or city officials for recycling information). By doing this, you help to preserve the environment.

7.3 Warranty

From the date of the purchase within one year of the quality of the product itself free warranty (except for man-made).


Relevant Symbol and Explanation

| Symbol | Explanation | Symbol | Explanation |
|--|-----------------------------|---|---|
|  | Date of manufacture |  | Manufacturer |
|  | Type BF applied part | IP22 | IP Classification |
|  | Follow instructions for use |  | Dispose of the device in accordance with the directive WEEE (Waste Electrical and Electronic Equipment) |
|  | 3R Laser Safety Symbol | MD | Medical device |
|  | Unique device identifier | | |

Annex II: Manufacturer's EMC Statement

| Guidance and manufacturer's declaration – electromagnetic emissions | | |
|---|------------|---|
| Laser Helmet 352 is intended for use in the electromagnetic environment specified below. The customer or the user of the Laser Helmet 352 should assure that it is used in such an environment. | | |
| Emissions | Compliance | Electromagnetic environment-- guidance |
| RF emissions CISPR 11 | Group 1 | Laser Helmet 352 use RF energy only for its internal function. Therefore, its RF emissions are very low and are not likely to cause any interference in nearby electronic equipment. |
| RF emissions CISPR 11 | Class B | Laser Helmet 352 is suitable for use in all establishments, including domestic establishments and those directly connected to the public low-voltage power supply network that supplies buildings used for domestic purposes. |
| Harmonic emissions IEC 61000-3-2 | Class A | |
| Voltage fluctuations/ flicker emissions IEC 61000-3-3 | Complies | |

| Guidance and manufacturer's declaration – electromagnetic immunity | | | |
|---|---|---|---|
| Laser Helmet 352 is intended for use in the electromagnetic environment specified below. The customer or the user of Laser Hair Growth System should assure that it is used in such an environment. | | | |
| Immunity test | IEC 60601 test level | Compliance level | Electromagnetic environment –guidance |
| Electrostatic discharge (ESD) IEC 61000-4-2 | ±8 kV contact ±15 kV air | ±8 kV contact ±15 kV air | Floors should be wood, concrete or ceramic tile. If floors are covered with synthetic material, the relative humidity should be at least 30%. |
| Electrical fast transient/burst IEC 61000-4-4 | ±2kV for power supply lines ±1 kV for Input/output lines | ±2kV for power supply lines | Mains power quality should be that of a typical commercial or hospital environment. |
| Surge IEC 61000-4-5 | ±1 kV Differential mode ±2 kV common mode | ±1 kV Differential mode ±2 kV common mode | Mains power quality should be that of a typical commercial or hospital environment. |
| Voltage dips, short interruptions and voltage variations on power supply input lines IEC 61000-4-11 | 0% UT; 0, 5 cycle g) At 0°, 45°, 90°, 135°, 180°, 225°, 270° and 315° 0% UT; 1 cycle and 70% UT; 25/30 cycles Single phase: at 0° 0% UT; 250/300 cycle | 0% UT; 0, 5 cycle g) At 0°, 45°, 90°, 135°, 180°, 225°, 270° and 315° 0% UT; 1 cycle and 70% UT; 25/30 cycles Single phase: at 0° 0% UT; 250/300 cycle | Mains power quality should be that of a typical commercial or hospital environment. If the user of Laser Helmet 352 requires continued operation during power mains interruptions, it is recommended that Laser Helmet 352 be powered from an uninterruptible power supply or a battery |
| Power frequency (50/60 Hz) magnetic field IEC 61000-4-8 | 30 A/m | 30 A/m | Power frequency magnetic fields should be at levels characteristic of a typical location in a typical commercial or hospital environment. |
| NOTE U _i is the a.c. mains voltage prior to application of the test level | | | |

| Guidance and manufacturer's declaration – electromagnetic immunity | | | |
|--|--|------------------|--|
| Laser Helmet 352 is intended for use in the electromagnetic environment specified below. The customer or the user of the Laser Helmet 352 should assure that it is used in such an environment. | | | |
| Immunity test | IEC 60601 test level | Compliance level | Electromagnetic environment – guidance |
| Conducted RF IEC 61000-4-6 | 3 Vrms 150 kHz to 80 MHz | 3V | Portable and mobile RF communications equipment should be used no closer to any part of Laser Helmet 352 including cables, than the recommended separation distance calculated from the equation applicable to the frequency of the transmitter. Recommended separation distance $d=[3,5/U_i] \times P^{1/2}$ $d=1.2 \times P^{1/2}$ 80 MHz to 800 MHz $d=2.3 \times P^{1/2}$ 800 MHz to 2.7 GHz where P is the maximum output power rating of the transmitter in watts (W) according to the transmitter manufacturer and d is the recommended separation distance in meters (m). Field strengths from fixed RF transmitters, as determined by an electromagnetic site survey, a should be less than the compliance level in each frequency range.b Interference may occur In the vicinity of equipment marked with the following symbol:  |
| | 6 Vrms in ISM and amateur radio bands between 0,15 MHz and 80MHz | 6V | |
| Radiated RF IEC 61000-4-3 | 10 V/m 80 MHz to 2.7 GHz | 10 V/m | |
| NOTE 1 At 80 MHz and 800 MHz, the higher frequency range applies. NOTE 2 These guidelines may not apply in all situations. Electromagnetic propagation is affected by absorption and reflection from structures, objects and people. | | | |
| a. Field strengths from fixed transmitters, such as base stations for radio (cellular/cordless) telephones and land mobile radios, amateur radio, AM and FM radio broadcast and TV broadcast cannot be predicted theoretically with accuracy. To assess the electromagnetic environment due to fixed RF transmitters, an electromagnetic site survey should be considered. If the measured field strength in the location in which Laser Helmet 352 is used exceeds the applicable RF compliance level above, the Laser Helmet 352 should be observed to verify normal operation. If abnormal performance is observed, additional measures may be necessary, such as re-orientation or relocating the Laser Helmet 352. b. Over the frequency range 150 kHz to 80 MHz, field strengths should be less than 3 V/m. | | | |

**Recommended separation distances between
portable and mobile RF communications equipment and the MODEL and MODEL**

Laser Helmet 352

Laser Helmet 352 is intended for use in an electromagnetic environment in which radiated RF disturbances are controlled. The customer or the user of the Laser Helmet 352 can help prevent electromagnetic interference by maintaining a minimum distance between portable and mobile RF communications equipment (transmitters) and the Laser Helmet 352 as recommended below, according to the maximum output power of the communications equipment.

| Rated maximum output power of transmitter W | Separation distance according to frequency of transmitter m | | |
|--|--|---|--|
| | 150kHz to 80MHz $d=1.2 \times P^{1/2}$ | 80MHz to 800MHz $d=1.2 \times P^{1/2}$ | 800MHz to 2,5GHz $d=2.3 \times P^{1/2}$ |
| 0.01 | 0.12 | 0.12 | 0.23 |
| 0.1 | 0.38 | 0.38 | 0.73 |
| 1 | 1.2 | 1.2 | 2.3 |
| 10 | 3.8 | 3.8 | 7.3 |
| 100 | 12 | 12 | 23 |

For transmitters rated at a maximum output power not listed above, the recommended separation distance d in meters (m) can be estimated using the equation applicable to the frequency of the transmitter, where P is the maximum output power rating of the transmitter in watts (W) according to the transmitter manufacturer.

NOTE 1 At 80 MHz and 800 MHz, the separation distance for the higher frequency range applies.
NOTE 2 These guidelines may not apply in all situations. Electromagnetic propagation is affected by absorption and reflection from structures, objects and people.

**QUALIFIED
CERTIFICATE**

Inspector: **PASS**